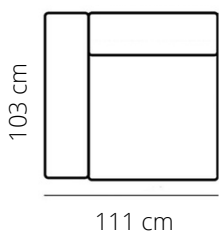


# GROVER

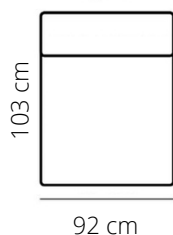


## ELEMENTS

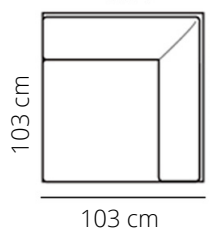
**AL-1,5W (arm left)**  
**1,5W-AR (arm right)**



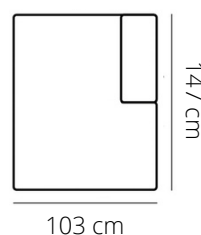
**1,5W**



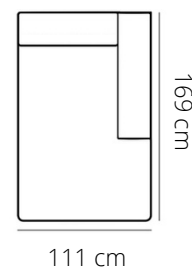
**HH**



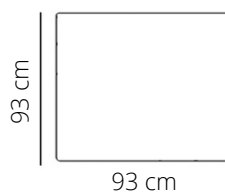
**OEL/ OER**



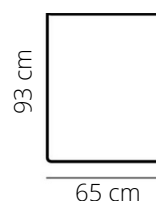
**AL-LG/ LG-AR**




**PG**



**PK**



## STITCHING



flat seam

**HEIGHT: 82 cm**  
**DEPTH: 103 cm**  
**SEAT HEIGHT: 48 cm**  
**SEAT DEPTH: 55 cm / 68 cm**  
**ARM HEIGHT: 69 cm**  
**ARM WIDTH: 20 cm**

## PRODUCT INFO

### FRAME



pinewood

### FILLING

### SUSPENSION

#### BACK



foam HR 23




fibre wool



cardboard

#### SEAT



foam HR 40



fibre wool



no-sag springs

1,5W/ 1 arm, 1,5W and the OE has an adjustable back