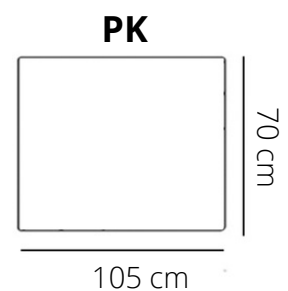
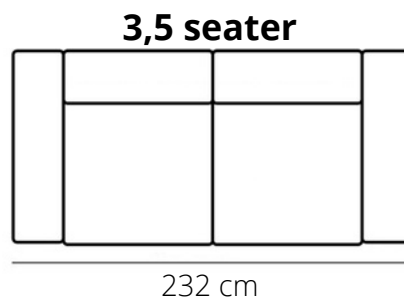
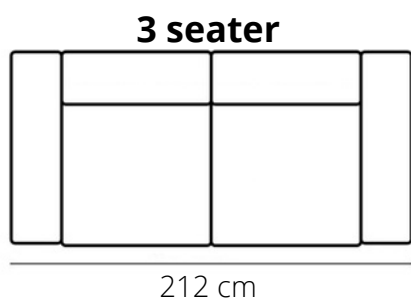



BREEZE



ELEMENTS



STITCHING



flat seam

LEGS



NNE
black or alu

HEIGHT: 85 cm
DEPTH: 102 cm
SEAT DEPTH: 57 cm
SEAT HEIGHT: 46 cm

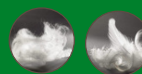
PRODUCT INFO

FRAME



pine wood

FILLING



feathers mixed with
siliconized fibre

SUSPENSION

BACK



feathers mixed with
siliconized fibre

SEAT



foam HR 40 no-sag springs

