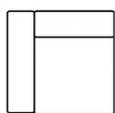


LIAM



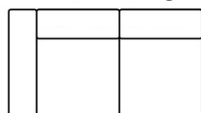
ELEMENTS

AL-1,5W (arm left)
1,5W-AR (arm right)




110 cm

AL-2,5W (arm left)
2,5W-AR (arm right)




170 cm

AL-3W (arm left)
3W-AR (arm right)




208 cm

AL-4W (arm left)
4W-AR (arm right)



248 cm


LG



165 cm

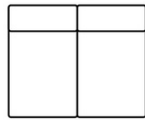
116 cm

1,5W



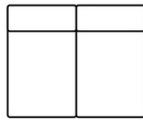
96 cm

2W




112 cm

2,5W



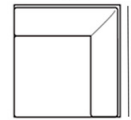
153 cm

3W



188 cm

HH



104 cm

104 cm

PG




81 cm

81 cm

Height: 48 cm

STITCHING



double-needle stitching

LEGS



X



varnished
or
brut



dark wood



black



cherry



aluminum
painted

HEIGHT: 92 cm
DEPTH: 108 cm
SEAT DEPTH: 58 cm
SEAT HEIGHT: 46 cm
ARM HEIGHT: 61 cm
ARM WIDTH: 19 cm

PRODUCT INFO

FRAME



beechwood




chipboard

FILLING



blowed fibre



elastic belts

BACK



foam HR 43
& SG 30 cm



no-sag springs

SEAT