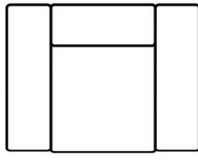





## ELEMENTS

**armchair**




80 cm

**2 seater**



180 cm

## STITCHING



flat seam

## LEGS



NBE black



NBE alu

**HEIGHT: 69 cm**  
**DEPTH: 76 cm**  
**SEAT DEPTH: 44 cm**  
**SEAT HEIGHT: 53 cm**

## FRAME



pine wood



plywood

## FILLING



foam HR 40



foam HR 40

## SUSPENSION



elastic belts



no-sag springs

*BACK*

*SEAT*