
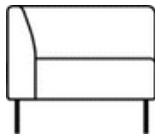




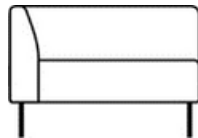
## ELEMENTS




**AL-1,5W (arm left)**  
**1,5W-AR (arm right)**




**AL-2W (arm left)**  
**2W-AR (arm right)**



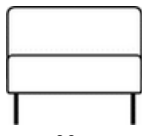
**AL-2,5W (arm left)**  
**2,5W-AR (arm right)**



**AL-3W (arm left)**  
**3W-AR (arm right)**




**1,5W**



**2W**



**2,5W**




**3W**



**HEIGHT: 78 cm**  
**DEPTH: 62 cm**  
**SEAT DEPTH: 45 cm**  
**SEAT HEIGHT: 46 cm**

## STITCHING



flat seam



**J-188**  
black

## PRODUCT INFO

### FRAME



pine wood



plywood

### FILLING



foam HR 40

### SUSPENSION



elastic belts

### BACK



foam HR 40



no-sag springs

### SEAT