

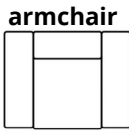
# DETROIT - DUBLIN



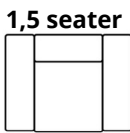
## ELEMENTS



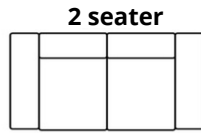
23 cm



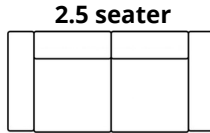
108 cm



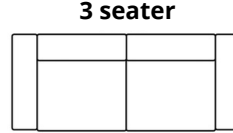
123 cm



168 cm

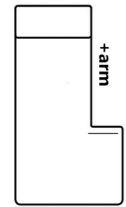


198 cm



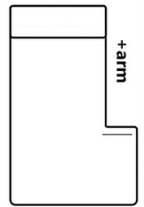
228 cm

AL-LK (arm left)  
LK-AR (arm right)



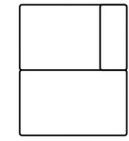
81 cm

AL-LG (arm left)  
LG-AR (arm right)

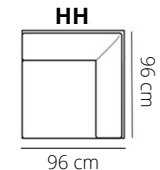


96 cm

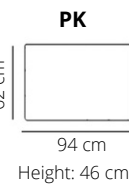
OEL (left)  
OER (right)



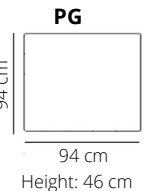
94 cm



96 cm

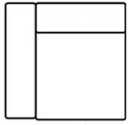


Height: 46 cm



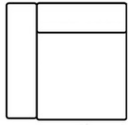
Height: 46 cm

AL-1W (arm left)  
1W-AR (arm right)




85 cm

AL-1,5W (arm left)  
1,5W-AR (arm right)



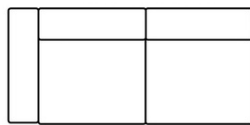
100 cm

AL-2W (arm left)  
2W-AR (arm right)



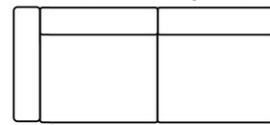
145 cm

AL-2,5W (arm left)  
2,5W-AR (arm right)




175 cm

AL-3W (arm left)  
3W-AR (arm right)



205 cm

1W



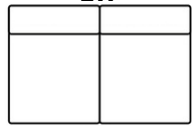
62 cm

1,5W




77 cm

2W



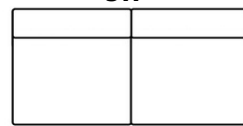
122 cm

2,5W




152 cm

3W



182 cm

## STITCHING



pinched seam



**DETROIT**

straight arm  
drawn in back cushion



**DUBLIN**

straight arm  
flat back cushion

HEIGHT: 76 cm  
DEPTH: 94 cm  
SEAT DEPTH: 57 cm  
SEAT HEIGHT: 44 cm  
ARM HEIGHT: 59 cm

## PRODUCT INFO

### FRAME



pinewood



chipboard

### FILLING

BACK



foam SG 28



fibre wool



elastic belts

SEAT



foam SG 40



fibre wool



no-sag springs

### SUSPENSION