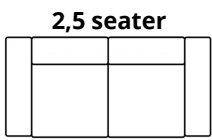


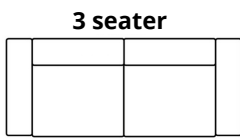
MITCH



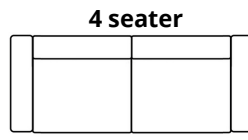
ELEMENTS



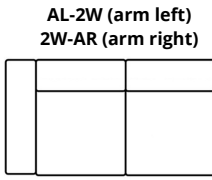
196 cm



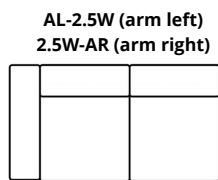
216 cm



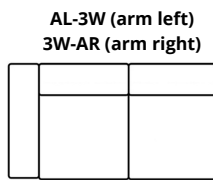
279 cm



163 cm



183 cm



203 cm

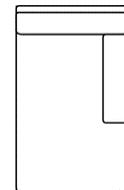
AL-LK (arm left)
LK-AR (arm right)



87 cm

160 cm

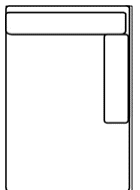
AL-LM (arm left)
LM-AR (arm right)



97 cm

160 cm

AL-LG (arm left)
LG-AR (arm right)




107 cm

160 cm

HEIGHT: 83 cm
DEPTH: 100 cm
SEAT DEPTH: 57 cm
SEAT HEIGHT: 45 cm
ARM HEIGHT: 67 cm

STITCHING



flat seam

LEGS



J-185
black

PRODUCT INFO

FRAME



pinewood



chipboard

FILLING

BACK



foam HR 30



fibre wool



elastic belts

SEAT



foam HR 40



fibre wool



no-sag springs

This sofa has loose seat and back cushions

Caution: with the use of different moulds, the stitchery of models in fabrics can be different from the stitchery of the same models in leather. All sizes are approximate, technical and stylistic changes and typing errors are reserved.