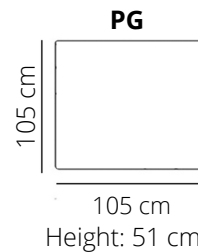
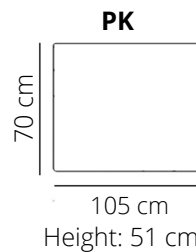
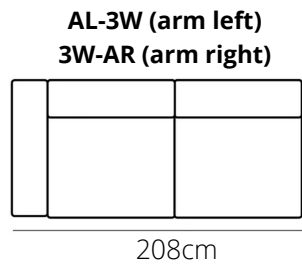
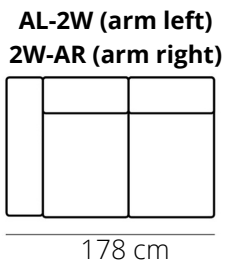
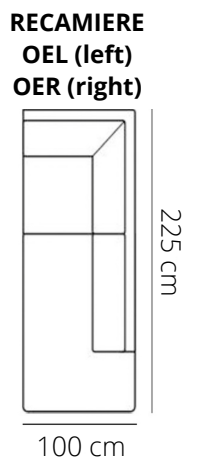
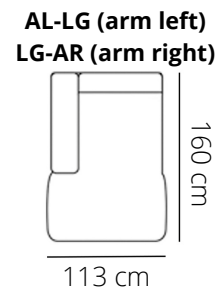
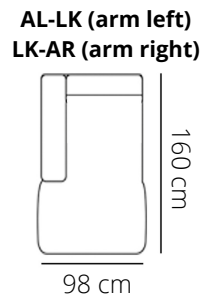
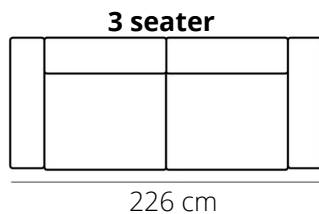
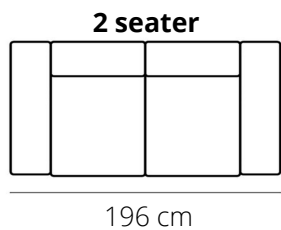


PITTSBURGH




ELEMENTS



**HEIGHT: 84 cm
DEPTH: 105 cm
SEAT DEPTH: 59 cm
SEAT HEIGHT: 48 cm
ARM HEIGHT: 58 cm**

STITCHING



flat seam

LEGS



J-125
black or alu



J-128
varnished
or dark wood

PRODUCT INFO

FRAME



beechwood



chipboard

FILLING

BACK



fibre wool



feathers mixed
with
siliconized fibre

SEAT



foam HR 40



fibre wool



elastic belts



no-sag springs

This sofa has loose seat and back cushions

Caution: with the use of different moulds, the stitchery of models in fabrics can be different from the stitchery of the same models in leather. All sizes are approximate, technical and stylistic changes and typing errors are reserved.